Pipes Premier

FOR ANDROID

Steps to save and send your confirmation email on Gmail or Outlook



1 Open your order confirmation email on your Gmail or Outlook app.

2 Click on **the three dots.**

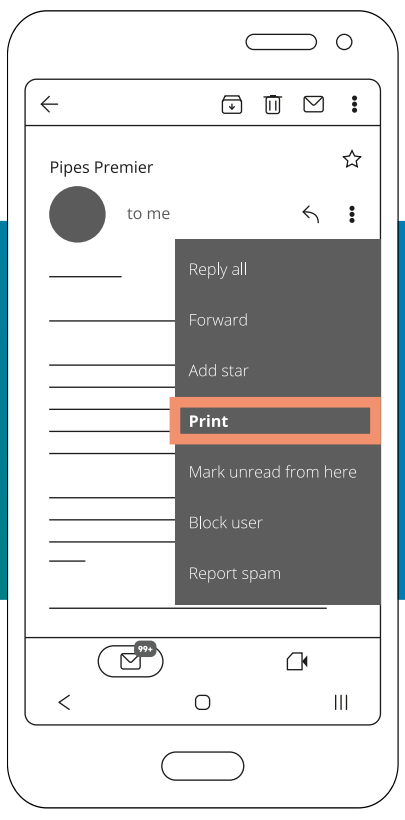

3 Choose "**Print**" as if you were about to print the e-mail.



4 Once the "print options" appear, select **the PDF icon**. PDF will be the automatic format selection, but **you can also save it in JPG, PNG or GIF format.**

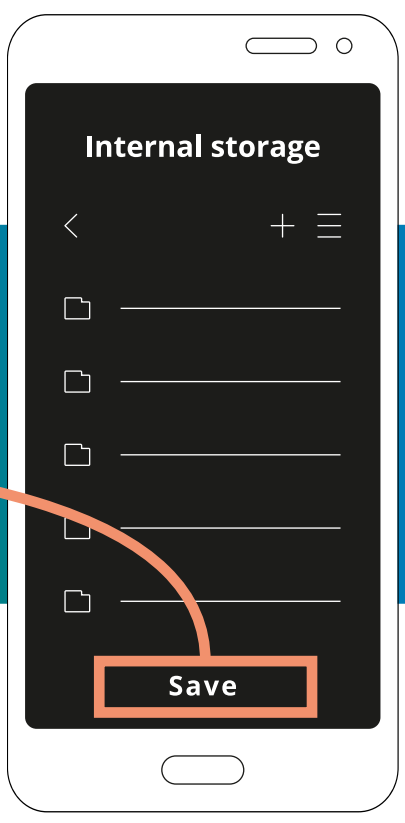

5 Select the location in which you would like to save the file and validate with "**Save**".

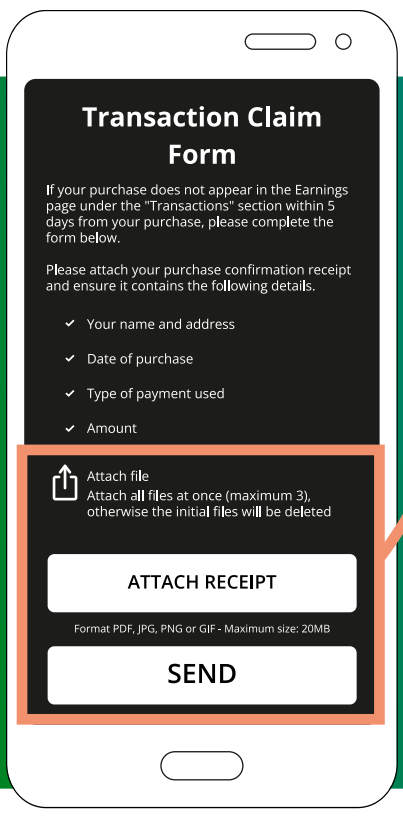

6 Return to the claim form and attach the confirmation email. **If your document exceeds 20MB please send an email to:**

- customerservice@pipespremier.com **for a Loyalty Rewards claim.**
- monthlymovierebates@pipespremier.com **for a Monthly movie claim.**
- monthlyrestaurantrebates@pipespremier.com **for a Monthly restaurant claim.**